

Results are final as of 22:14 on July 20, 2017
























Contents

- [Gold Fleet](#)
- [Silver Fleet](#)

Gold Fleet

Sailed: 12, Discards: 2, To count: 10, Entries: 49, Scoring system: WCR Appendix A

Rank	NOC	SailNo	Name	YoB	Total	Nett	Q1	Q2	Q3	Q4	Q5	F1	F2	F3	F4	F5	F6	F7
1		10	Fabien Pianazza	2001	42.0	24.0	1.0	3.0	(6.0)	3.0	2.0	2.0	7.0	1.0	1.0	3.0	1.0	(12.0)
2		9	Mathurin Jolivet	2000	55.5	32.5	2.0	(14.0)	4.0	3.0	3.0	1.0	3.5 RDG6:8	6.0	(9.0)	4.0	4.0	2.0
3		80	Leonidas Tsortanidis	2001	65.0	39.0	(5.0)	2.0	4.0	1.0	1.0	5.0	4.0	3.0	(21.0)	1.0	14.0	4.0
4		150	Nicolo Renna	2001	103.0	46.0	(49.0 BFD)	4.0	5.0	13.0	1.0	(8.0)	2.0	4.0	6.0	8.0	2.0	1.0
5		7	Alexandros Kalpogiannakis	2002	133.2	62.2	1.0	1.0	2.0	2.0	(49.0 UFD)	4.0	(22.0)	21.0	11.2 RDG6:12	2.0	8.0	10.0
6		25	Leung Pui Hei	2000	105.0	73.0	15.0	1.0	(19.0)	6.0	7.0	6.0	(13.0)	8.0	7.0	5.0	5.0	13.0
7		17	Mateo Dussarps	2000	116.0	85.0	2.0	4.0	3.0	1.0	(5.0)	(26.0)	23.0	7.0	8.0	20.0	6.0	11.0
8		393	Joshua Carey	2000	145.0	90.0	13.0	(16.0)	12.0	14.0	9.0	(39.0)	3.0	2.0	2.0	27.0	3.0	5.0
9		25	Bar Navri	2001	154.5	92.5	6.0	(12.0)	11.0	7.0	8.0	9.5 RDG6:8	6.0	13.0	5.0	10.0	17.0	(50.0 DNC)
10		38	Tom Garandeau	2000	164.0	112.0	6.0	(22.0)	8.0	7.0	3.0	7.0	14.0	(30.0)	12.0	15.0	23.0	17.0
11		19	Finn Hawkins	2002	184.0	129.0	3.0	3.0	6.0	10.0	(20.0)	11.0	29.0	24.0	14.0	23.0	(35.0)	6.0
12		85	Manuel Nores	2002	202.0	132.0	16.0	18.0	(31.0)	8.0	11.0	9.0	19.0	(39.0)	3.0	7.0	13.0	28.0
13		290	Eyal Zror	2002	184.0	134.0	4.0	2.0	1.0	4.0	(10.0)	3.0	30.0	(40.0)	38.0	9.0	27.0	16.0
14		7	Riccardo Onali	2001	238.0	143.0	(49.0 BFD)	21.0	28.0	5.0	4.0	(46.0)	15.0	11.0	30.0	6.0	20.0	3.0
15		88	Petros Tsortanidis	2002	203.0	148.0	8.0	(14.0)	5.0	6.0	14.0	14.0	27.0	25.0	4.0	14.0	(41.0)	31.0
16		10	Marcos Quiroga	2000	236.0	153.0	14.0	(33.0)	22.0	24.0	2.0	28.0	1.0	9.0	28.0	(50.0 UFD)	7.0	18.0
17		23	Takumi Ikeda	2001	221.2	154.2	9.0	11.0	7.0	8.0	(17.0)	16.0	20.0	26.0	24.2 RDG6:12	(50.0 UFD)	10.0	23.0
18		2094	Luis Goktepe	2000	247.0	160.0	24.0	20.0	27.0	(49.0 BFD)	5.0	(38.0)	17.0	20.0	11.0	11.0	18.0	7.0
19		18	Emmanouil Maniadakis	2001	216.0	162.0	16.0	16.0	(23.0)	12.0	6.0	22.0	16.0	(31.0)	31.0	17.0	12.0	14.0
20		15	Ho Siu Wing	2000	216.0	168.0	7.0	8.0	15.0	10.0	(18.0)	27.0	21.0	29.0	13.0	19.0	19.0	(30.0)
21		19	Aurelio Terry-Valle	2002	252.0	168.0	3.0	10.0	10.0	(49.0 BFD)	20.0	15.0	(35.0)	27.0	16.0	22.0	30.0	15.0
22		19	Yuk Man Cho	2001	236.0	174.0	5.0	11.0	9.0	11.0	(12.0)	25.0	12.0	12.0	37.0	(50.0 UFD)	9.0	43.0
23		138	Giorgio Stancampiano	2001	245.0	176.0	13.0	10.0	10.0	2.0	(25.0)	10.0	28.0	22.0	23.0	(44.0)	36.0	22.0
24		2	Stephen Cramer	1999	252.0	178.0	(24.0)	15.0	9.0	5.0	10.0	20.0	9.0	18.0	24.0	18.0	(50.0 DNC)	50.0 DNC

Rank	NOC	SailNo	Name	YoB	Total	Nett	Q1	Q2	Q3	Q4	Q5	F1	F2	F3	F4	F5	F6	F7
25		9999	Floris Franken	2001	237.0	180.0	29.0	19.0	(32.0)	22.0	11.0	19.0	10.0	15.0	18.0	16.0	(25.0)	21.0
26		71	Mathieu Briot	2000	238.0	185.0	8.0	8.0	12.0	(15.0)	4.0	17.0	(38.0)	33.0	33.0	12.0	21.0	37.0
27		88	Kittisak Smitt	2001	245.0	191.0	12.0	9.0	(18.0)	17.0	9.0	32.0	(36.0)	17.0	27.0	13.0	26.0	29.0
28		141	Kristian Kramer Wendelborg	2000	299.0	200.0	(49.0 BFD)	7.0	25.0	12.0	15.0	18.0	24.0	10.0	41.0	39.0	(50.0 DNF)	9.0
29		206	Richard Geiger	2001	262.0	201.0	10.0	23.0	13.0	(25.0)	12.0	35.0	11.0	28.0	19.0	21.0	29.0	(36.0)
30		125	Riccardo Renna	2000	303.0	204.0	12.0	(49.0 UFD)	35.0	14.0	6.0	(50.0 DSQ)	5.0	5.0	25.0	31.0	33.0	38.0
31		7	Akimov Artem	2001	285.0	211.0	9.0	(31.0)	14.0	13.0	14.0	21.0	26.0	23.0	(43.0 ARB)	34.0	24.0	33.0
32		9999	Batuhan Arslan	2002	294.0	212.0	27.0	9.0	(39.0)	15.0	19.0	23.0	41.0	35.0	20.0	(43.0)	15.0	8.0
33		170	Cristobal Hagerman	2000	279.0	213.0	21.0	7.0	(26.0)	16.0	15.0	12.0	39.0	36.0	10.0	37.0	(40.0)	20.0
34		12	Kwan Lam Ma	2001	285.0	217.0	10.0	6.0	16.0	(26.0)	17.0	(42.0)	37.0	41.0	22.0	38.0	11.0	19.0
35		2001	Alexander Halank	2001	290.0	218.0	30.0	26.0	(31.0)	9.0	13.0	13.0	25.0	16.0	32.0	(41.0)	28.0	26.0
36		8	Roman Sorrentino	2001	294.0	238.0	17.0	13.0	13.0	(19.0)	18.0	24.0	34.0	32.0	29.0	24.0	(37.0)	34.0
37		148	Joost Vink	2001	302.0	245.0	18.0	17.0	17.0	(20.0)	16.0	(37.0)	31.0	19.0	35.0	36.0	32.0	24.0
38		201	Alex Torres Rinaldelli	2003	314.0	250.0	(22.0)	21.0	20.0	20.0	19.0	36.0	40.0	38.0	15.0	(42.0)	16.0	25.0
39		1	Bunyarit Sangngoen	2001	321.0	250.0	7.0	5.0	19.0	4.0	(26.0)	30.0	(45.0)	45.0	42.0	25.0	34.0	39.0
40		600	Jim Van Someren	2001	356.0	257.0	(49.0 BFD)	13.0	8.0	49.0 BFD	8.0	31.0	18.0	14.0	26.0	40.0	(50.0 DNC)	50.0 DNC
41		850	Kajetan Pawlowski	2000	363.0	264.0	(49.0 BFD)	15.0	30.0	22.0	13.0	29.0	33.0	34.0	34.0	32.0	22.0	(50.0 DNC)
42		66	Alexander Lim	2002	352.0	267.0	4.0	25.0	1.0	16.0	(37.0)	33.0	46.0	(48.0)	48.0	28.0	31.0	35.0
43		358	Shinnosuke Naito	2002	354.0	269.0	11.0	12.0	3.0	11.0	(38.0)	45.0	(47.0)	46.0	43.0	26.0	45.0	27.0
44		966	James Bulson	2002	355.0	284.0	(27.0)	6.0	14.0	17.0	24.0	40.0	43.0	(44.0)	40.0	30.0	38.0	32.0
45		4	Edoardo Tanas	1900	372.0	284.0	17.0	20.0	2.0	9.0	(40.0)	41.0	(48.0)	43.0	39.0	33.0	39.0	41.0
46		3127	Sam Williams	2001	398.0	324.0	23.0	23.0	11.0	(24.0)	22.0	43.0	32.0	37.0	44.0	45.0	44.0	(50.0 DNC)
47		1	Rokas Didrikas	2000	402.0	324.0	15.0	24.0	15.0	28.0	(32.0)	44.0	42.0	42.0	(46.0)	29.0	43.0	42.0
48		1151	Yugo Saito	2002	418.0	339.0	20.0	22.0	16.0	(32.0)	26.0	(47.0)	44.0	47.0	47.0	35.0	42.0	40.0
49		206	Daniel Sanchez Bellido	2003	465.0	373.0	20.0	17.0	24.0	23.0	(42.0)	48.0	(50.0 DNF)	50.0 DNC	49.0	46.0	46.0	50.0 DNC

Silver Fleet

Sailed: 12, Discards: 2, To count: 10, Entries: 46, Scoring system: WCR Appendix A

Rank	NOC	SailNo	Name	YoB	Total	Nett	Q1	Q2	Q3	Q4	Q5	F1	F2	F3	F4	F5	F6	F7
1		115	Luc Schmitz	2002	141.0	102.0	28.0	(30.0)	28.0	19.0	16.0	1.0	3.0	(9.0)	1.0	1.0	3.0	2.0
2		290	Stefanos Emmanouil Tzotzolakis	2002	159.0	114.0	(35.0)	27.0	20.0	21.0	21.0	2.0	5.0	5.0	3.0	9.0	1.0	(10.0)
3		30	Matteo Fregosi Maaoe	2000	170.0	118.0	28.0	(41.0)	21.0	31.0	7.0	4.0	4.0	8.0	6.0	(11.0)	8.0	1.0
4		22	Cheung Tin Yu	2000	193.0	124.0	14.0	5.0	23.0	(49.0 BFD)	49.0 UFD	(20.0)	13.0	3.0	2.0	2.0	5.0	8.0
5		63	Carlo Maria Cipriani	2001	178.0	125.0	(30.0)	28.0	27.0	23.0	21.0	(23.0)	2.0	2.0	4.0	5.0	4.0	9.0
6		93	Michele Ricci	2001	228.0	132.0	(49.0 BFD)	24.0	33.0	18.0	24.0	6.0	8.0	4.0	(47.0 BFD)	3.0	6.0	6.0
7		7	Martin Nores	2000	200.0	134.0	26.0	34.0	(39.0)	18.0	29.0	3.0	1.0	1.0	5.0	(27.0)	2.0	15.0
8		47	Namejs Dreimanis	2000	228.0	170.0	(37.0)	19.0	21.0	29.0	27.0	13.0	16.0	14.0	(21.0)	6.0	13.0	12.0
9		1306	Max Castelein	2002	267.0	177.0	33.0	34.0	(43.0)	27.0	23.0	15.0	7.0	12.0	7.0	(47.0 UFD)	15.0	4.0
10		282	Roland Szlavi	2000	250.0	181.0	34.0	36.0	24.0	(49.0 BFD)	28.0	9.0	(20.0)	11.0	12.0	13.0	9.0	5.0
11		69	Rocco Enzo Hrvoj	2001	264.0	182.0	23.0	26.0	(49.0 UFD)	26.0	25.0	7.0	11.0	7.0	10.0	(33.0)	27.0	20.0
12		85	Victor Ruiz	2001	259.8	191.8	19.0	30.0	35.0	(39.0)	30.8 RDG1:5	8.0	25.0	(29.0)	9.0	12.0	20.0	3.0
13		445	Richard Sprenger	2000	274.0	198.0	32.0	(49.0 DNC)	36.0	34.0	30.0	5.0	6.0	6.0	(27.0)	14.0	12.0	23.0
14		159	Benoît Merceur	2001	294.0	198.0	25.0	28.0	26.0	(49.0 BFD)	23.0	11.0	15.0	13.0	(47.0 BFD)	19.0	7.0	31.0
15		146	Alessandro Verona	2001	288.5	201.0	18.0	27.0	7.0	35.0	(46.5 ARB)	(41.0)	23.0	24.0	15.0	17.0	24.0	11.0
16		152	Emils Punte	2002	291.0	215.0	33.0	39.0	(49.0 UFD)	30.0	31.0	12.0	(27.0)	17.0	18.0	7.0	11.0	17.0
17		411	Fernando Samalea Berges	2001	300.0	222.0	25.0	(31.0)	25.0	21.0	29.0	17.0	9.0	20.0	11.0	(47.0 UFD)	30.0	35.0
18		1	Pavel Mikhalev	2001	304.0	226.0	19.0	18.0	17.0	33.0	(36.0)	(42.0)	40.0	33.0	13.0	8.0	31.0	14.0
19		23	Joao Tiago Faria De Abreu	2000	312.0	232.0	38.0	32.0	22.0	(49.0 BFD)	33.0	18.0	21.0	18.0	(31.0)	10.0	14.0	26.0
20		412	Ian Luca Romay	2000	309.0	236.0	26.0	(39.0)	18.0	29.0	32.0	30.0	26.0	22.0	25.0	4.0	(34.0)	24.0
21		323	Marc Rossello Esteban	2000	305.0	243.0	32.0	25.0	(34.0)	25.0	27.0	25.0	22.0	25.0	16.0	18.0	(28.0)	28.0
22		4	Mindaugas Luksys	2000	326.0	243.0	(36.0)	29.0	34.0	36.0	28.0	14.0	18.0	15.0	(47.0 BFD)	26.0	10.0	33.0
23		193	Mariano Botello Beja	2001	329.0	250.0	21.0	41.0	(47.0)	28.0	31.0	21.0	(32.0)	23.0	17.0	16.0	23.0	29.0
24		1	Elliott Rohou	2001	339.0	256.0	38.0	32.0	32.0	35.0	(49.0 UFD)	24.0	14.0	10.0	(34.0)	15.0	22.0	34.0
25		2811	Aurel Thase	2000	348.0	260.0	39.0	36.0	36.0	(41.0)	34.0	16.0	10.0	19.0	(47.0 BFD)	24.0	16.0	30.0
26		753	Eike Drawe	2001	345.0	269.0	43.0	(46.0)	42.0	36.0	34.0	26.0	17.0	16.0	8.0	(30.0)	25.0	22.0
27		425	Sebastian Nores	2002	367.0	286.0	42.0	44.0	44.0	(46.0)	35.0	31.0	12.0	31.0	(35.0)	21.0	19.0	7.0
28		4	Makhtar Al-Mujaini	2000	376.0	300.0	35.0	29.0	29.0	38.0	(39.0)	(37.0)	28.0	28.0	29.0	31.0	21.0	32.0
29		653	Michail Vourtsis	2001	395.0	311.0	(49.0 DNC)	40.0	49.0 UFD	33.0	40.0	(35.0)	33.0	35.0	14.0	20.0	29.0	18.0 SGN5

Rank	NOC	SailNo	Name	YoB	Total	Nett	Q1	Q2	Q3	Q4	Q5	F1	F2	F3	F4	F5	F6	F7
30	 MEX	199	Patricio Montemayor	2000	399.0	312.0	31.0	44.0	(49.0 UFD)	40.0	46.0	(38.0)	19.0	21.0	26.0	34.0	35.0	16.0
31	 GER	730	Lars Poggemann	2000	402.0	316.0	40.0	45.0	41.0	(49.0 BFD)	38.0	27.0	24.0	26.0	33.0	25.0	17.0	(37.0)
32	 ESP	400	Xisco Escandell	2000	407.0	319.0	(49.0 BFD)	42.0	40.0	42.0	45.0	19.0	37.0	(39.0)	20.0	29.0	26.0	19.0
33	 EGY	12	Youssef Hassan	2000	412.0	330.0	44.0	43.0	37.0	(45.0)	42.0	34.0	31.0	27.0	22.0	(37.0)	32.0	18.0
34	 FRA	7171	Tanguy Demoron	2001	414.0	331.0	41.0	(46.0)	40.0	27.0	35.0	33.0	34.0	32.0	(37.0)	28.0	36.0	25.0
35	 LAT	16	Jekabs Ceze	2004	416.0	334.0	37.0	(38.0)	29.0	32.0	36.0	(44.0)	35.0	34.0	32.0	32.0	40.0	27.0
36	 ITA	133	Alessandro Pontremoli	2001	430.0	334.0	(49.0 BFD)	43.0	46.0	43.0	22.0	10.0	(47.0 DNC)	47.0 DNC	47.0 BFD	22.0	18.0	36.0
37	 OMA	8	Abdullah Al-Sarhi	2002	427.0	336.0	22.0	37.0	30.0	(44.0)	30.0	28.0	29.0	30.0	36.0	(47.0 DNC)	47.0 DNC	47.0 DNC
38	 LAT	24	Kristaps Dzirnietks	2002	428.0	343.0	40.0	(45.0)	38.0	31.0	37.0	32.0	30.0	(40.0)	23.0	35.0	39.0	38.0
39	 GER	2212	Felix Kupky	2002	437.0	347.0	34.0	38.0	33.0	34.0	(43.0)	43.0	36.0	38.0	30.0	23.0	38.0	(47.0 DNC)
40	 OMA	3	Ali Al-Omrani	2002	439.0	353.0	(45.0)	33.0	42.0	30.0	41.0	40.0	38.0	(41.0)	28.0	39.0	41.0	21.0
41	 ESP	901	Guillermo Sanchez Bellido	2001	457.0	361.0	39.0	42.0	41.0	(49.0 BFD)	39.0	29.0	(47.0 DNC)	36.0	19.0	36.0	33.0	47.0 DNC
42	 ESP	333	Jaime Gimenez	2000	466.0	382.0	36.0	40.0	(45.0)	37.0	41.0	(39.0)	39.0	37.0	38.0	38.0	37.0	39.0
43	 USA	519	Michael Cramer	2001	480.0	384.0	29.0	35.0	37.0	(49.0 DNC)	49.0 DNC	22.0	(47.0 DNC)	47.0 DNC	24.0	47.0 DNC	47.0 DNC	47.0 DNC
44	 GBR	317	Ethan Moody	2002	522.0	426.0	11.0	35.0	(49.0 DNC)	49.0 DNC	49.0 DNC	(47.0 DNC)	47.0 DNC	47.0 DNC	47.0 DNC	47.0 DNC	47.0 DNC	47.0 DNC
45	 USA	8	Geronimo Nores	2000	533.0	437.0	31.0	37.0	38.0	(49.0 DNC)	49.0 DNC	(47.0 DNC)	47.0 DNC	47.0 DNC	47.0 DNC	47.0 DNC	47.0 DNC	47.0 DNC
46	 AUS	1139	Anthony Charlton	2003	537.0	441.0	46.0	(49.0 DNF)	48.0	47.0	49.0 DNC	36.0	(47.0 DNC)	47.0 DNC	39.0	40.0	42.0	47.0 DNC